

FORGE ART

■ forged door handles ■ klamki kute ■ geschmiedete Griffe ■ кованные ручки ■ klinky kované




<input type="checkbox"/>	135x75	155x95	135x75
N°	63.001	63.003	63.004



<input type="checkbox"/>	160x85	140x75	135x75
N°	63.005	63.006	63.007



<input type="checkbox"/>	137x75	142x90	121x95	110x90
N°	63.012	63.013	63.014	63.019 



<input type="checkbox"/>	Ø60	85x65	70x65	65x65	55x65
N°	63.002	63.008	63.009	63.010	63.011



<input type="checkbox"/>	70x116	90x116	60x70	60x70
N°	63.015	63.016	63.017	63.018



□	Ø12 / 145x110	280x90	380x70	460x110
N°	63.020	63.024	63.025	63.026



□	Ø68x85	Ø68x110	155	125
N°	63.027	63.028	63.029	63.030

■ shields ■ szyldy (otwory w rozstawie 90 mm) ■ Schilder (Abstand zwischen den Öffnungen 90 mm)
 ■ накладки (отверстия с шагом 90 мм) ■ štítky rozteč 90mm




HxL (mm)	Ø65 2	Ø65 2	Ø50 2	Ø50 2
N°	63.040	63.041	63.042	63.043



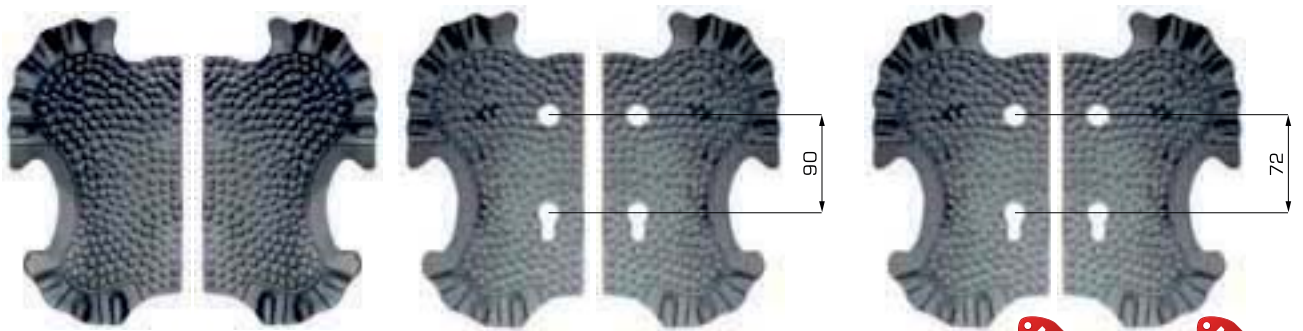
HxL (mm)	Ø50 4	Ø50 4	130x36 4	130x36 4
N°	63.044	63.045	63.046	63.047

FORGE ART



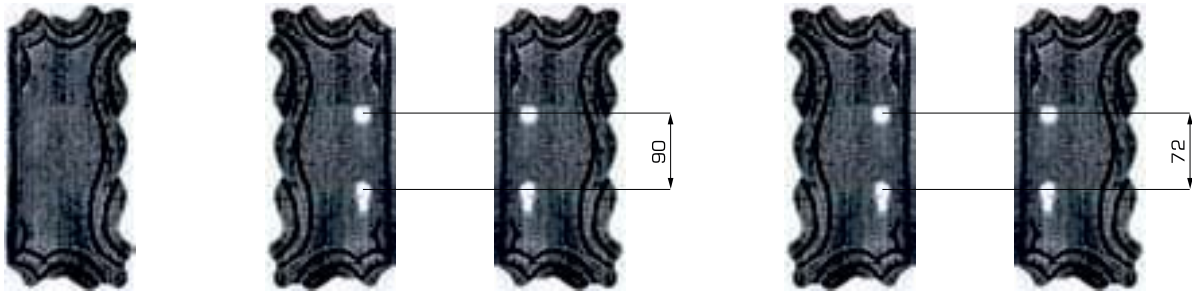
HxL (mm)	275x130	275x130	275x130	275x130	275x130	275x130	275x130
	3	3	3	3	3	3	3
N°	63.101	63.102	63.103	63.102.01	63.103.01	63.102.02	63.103.02

New **New**



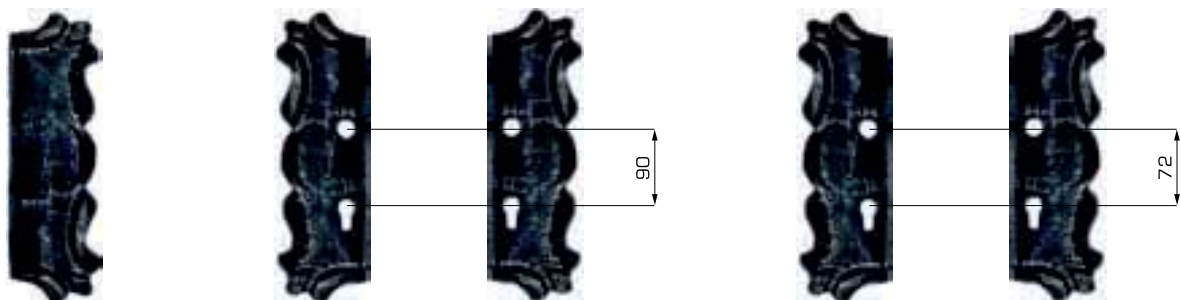
HxL (mm)	290x160	290x160	290x160	290x160	290x160	290x160
	4	4	4	4	4	4
N°	63.104	63.105	63.106	63.107	63.106.02	63.107.02

New **New**



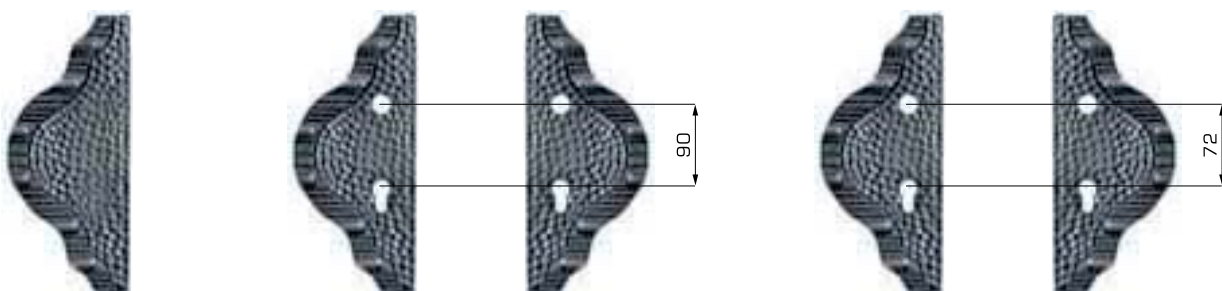
HxL (mm)	305x135	305x135	305x135	305x135	305x135
	4	4	4	4	4
N°	63.108	63.109	63.110	63.109.02	63.110.02

New **New**




HxL (mm)	295x90	295x90	295x90	295x90	295x90
	4	4	4	4	4
N°	63.111	63.112	63.113	63.112.02	63.113.02

New **New**




HxL (mm)	295x120	295x120	295x120	295x120	295x120
	3	3	3	3	3
N°	63.114	63.115	63.116	63.115.02	63.116.02



HxL (mm)	275x160	275x160	275x160	275x160	275x160	275x160
	3	3	3	3	3	3
N°	63.117	63.118	63.119	63.120	63.119.01	63.120.01



HxL (mm)	275x160	275x160	330x180	330x180	330x180	330x180
	3	3	5	5	5	5
N°	63.119.02	63.120.02	63.121	63.122	63.123	63.124



HxL (mm)	270x165	270x165	270x165	270x165	270x165	270x165
	2	2	2	2	2	2
N°	63.125	63.126	63.127	63.128	63.127.02	63.128.02

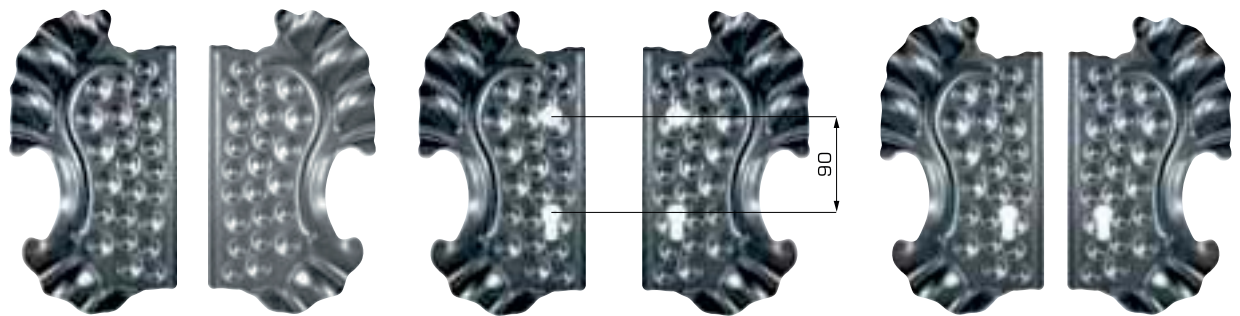
FORGE ART




HxL (mm)	280x110	280x110	280x110	280x110	280x110	280x110	280x110
	2	2	2	2	2	2	2
N°	63.129	63.130	63.131	63.130.01	63.131.01	63.130.02	63.131.02

New

New



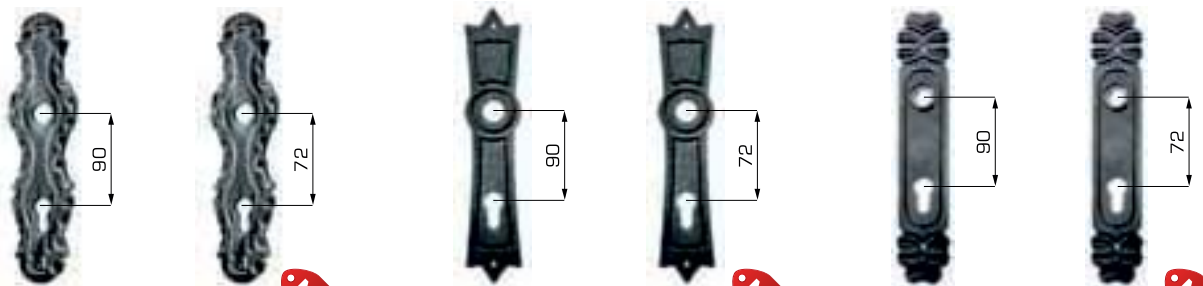
HxL (mm)	290x160	290x160	290x160	290x160	290x160	290x160
	2	2	2	2	2	2
N°	63.134	63.135	63.136	63.137	63.136.01	63.137.01



HxL (mm)	230x160	230x160
	2,5	2,5
N°	63.136.02	63.137.02

New

New

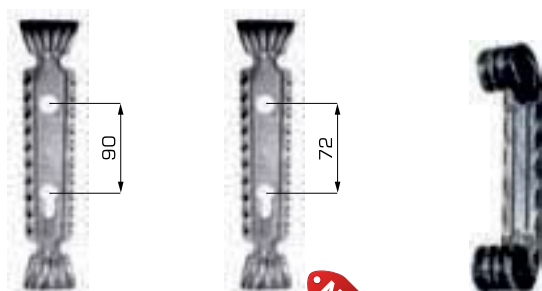


HxL (mm)	260x57	260x57	260x52	260x52	260x46	260x46
	3	3	3	3	3	3
N°	63.138	63.138.01	63.139	63.139.01	63.140	63.140.01

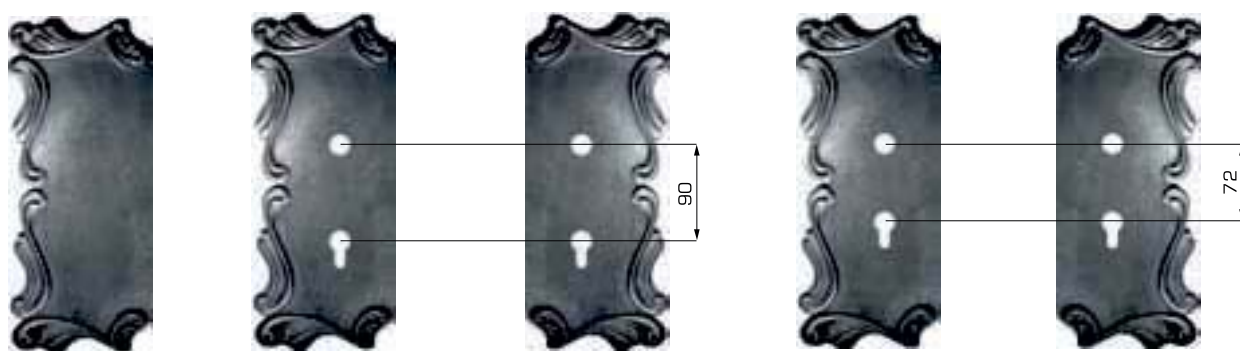
New

New

New




HxL (mm)	260x56	260x56	230x40
	3	3	5
N°	63.141	63.141.01	63.142



HxL (mm)	315x135	315x135	315x135	315x135	315x135
	3	3	3	3	3
N°	63.146	63.147	63.148	63.149	63.150

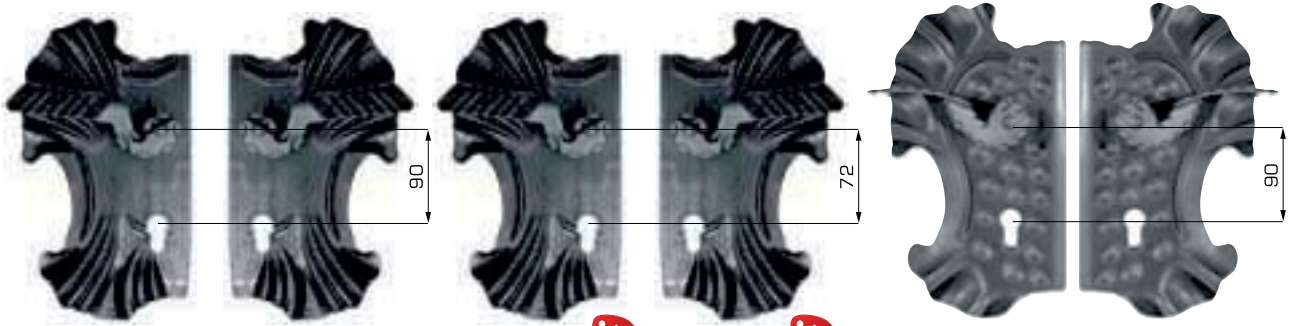


HxL (mm)	330x175	330x175	330x175	330x175	330x175	330x175
	3	3	3	3	3	3
N°	63.151	63.152	63.153	63.154	63.155	63.156



HxL (mm)	280x140	280x140	280x140	280x140	280x140
	4	4	4	4	4
N°	63.157	63.158	63.159	63.160	63.161


FORGE ART



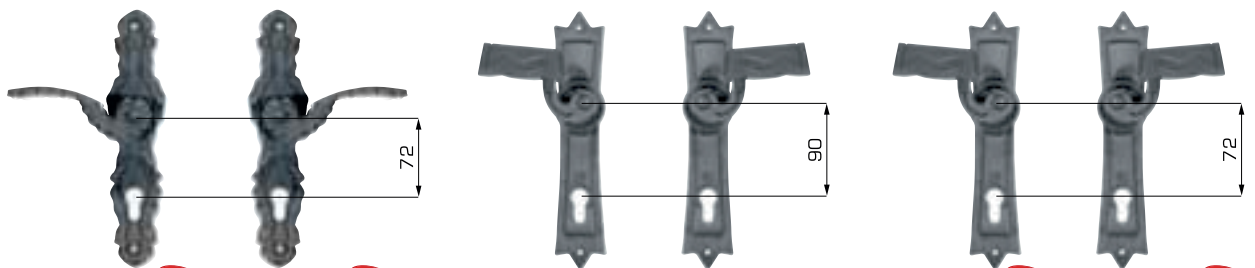
HxL (mm)	285x155	285x155	285x155	285x155	290x160	285x155
	2	2	2	2	2	2
N°	63.171	63.172	63.171.01	63.172.01	63.173	63.174



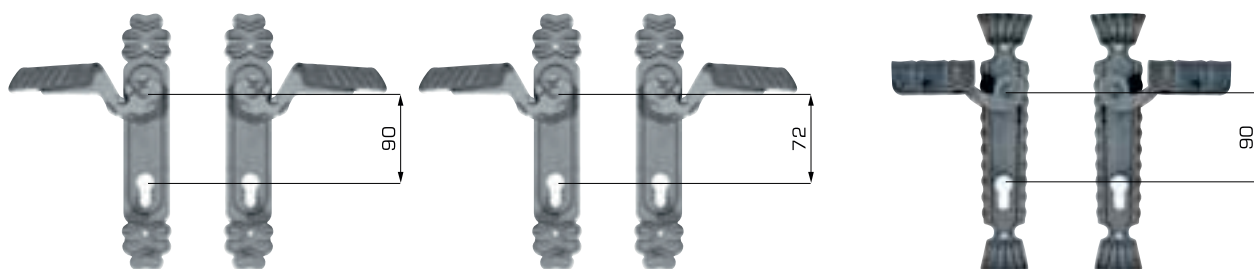
HxL (mm)	290x160	285x155	277x104	277x104	277x104	277x104
	2	2	2	2	2	2
N°	63.173.01	63.174.01	63.175	63.176	63.175.01	63.176.01




HxL (mm)	295x135	295x135	295x135	295x135	260x57	260x57
	2	2	2	2	3	3
N°	63.177	63.178	63.177.01	63.178.01	63.191	63.192



HxL (mm)	260x57	260x57	260x52	260x52	260x52	260x52
	3	3	3	3	3	3
N°	63.191.01	63.192.01	63.193	63.194	63.193.01	63.194.01



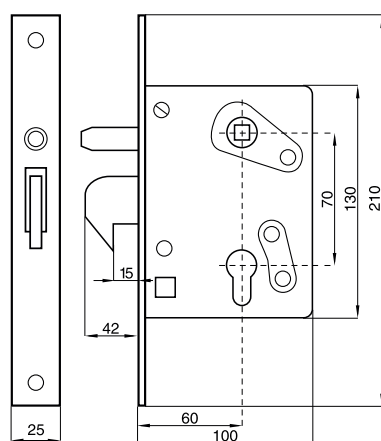
HxL (mm)	260x46	260x46	260x46	260x46	260x56	260x56
	3	3	3	3	3	3
N°	63.195	63.196	63.195.01	63.196.01	63.197	63.198



HxL (mm)	260x56	260x56
	3	3
N°	63.197.01	63.198.01

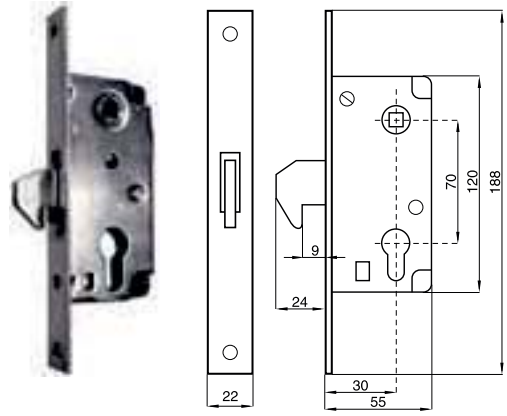
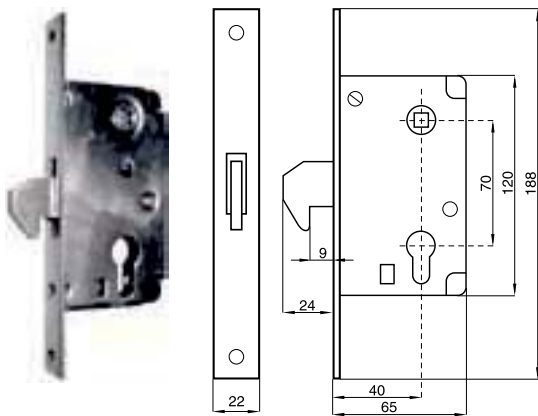
lock sets ■ zamki ■ Türschlösser ■ замки ■ zámky

locking mechanism with hook and faceplate



N°	63.200	63.202
----	---------------	---------------


locking mechanism with hook and faceplate



N° **63.204**

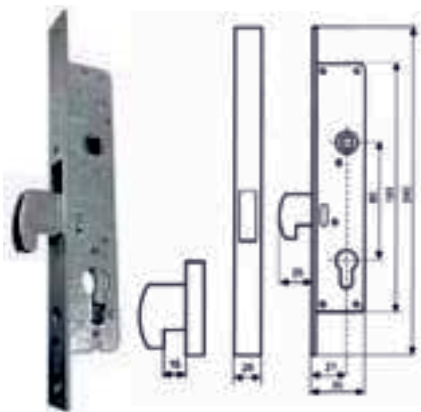
63.205

locking mechanism with hook and faceplate



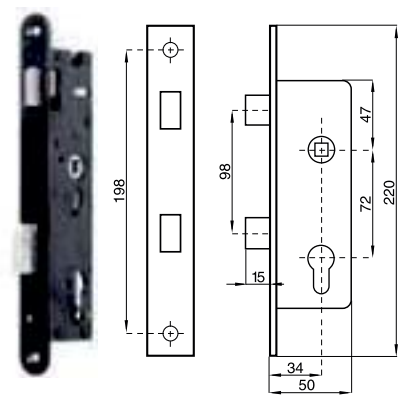
85/20

63.208



85/20

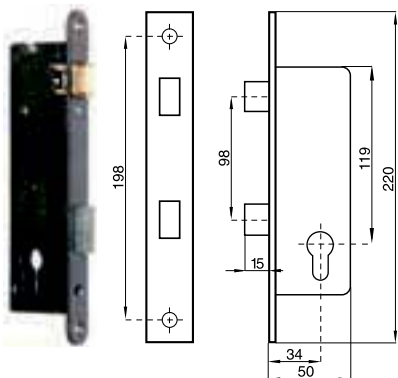
63.209



72/35

63.211

locking mechanism with hook and faceplate



0/35

220

63.212



0/35

140x50

63.213



0/35

140x50

63.214



100x45

63.215

N°



	72/50 220	72/50 155x80x20	90/50 220	90/50 155x80x20
N°	63.216	63.217	63.218	63.219

New

New

New

New

door lock set

door lock set



<input type="checkbox"/>	245 / 50x30 72/35	245 / 50x30 72/35	245 / 50x30 72/35
N°	63.220	63.220.11	63.220.12

door lock set

door lock set






door lock set

door lock set



<input type="checkbox"/>	165 / 50x30 0/35	165 / 50x30 0/35	165 / 50x30 0/35	245 / 60x40 72/35	245 / 60x40 72/35	245 / 60x40 72/35
N°	63.221	63.221.13	63.221.14	63.222	63.222.11	63.222.12

					
	door lock set	door lock set	door lock set	door lock set	
□	165 / 60x40 0/35	165 / 60x40 0/35	165 / 60x40 0/35	260 / 80x40 90/50	200x40
N°	63.223	63.223.13	63.223.14	63.224	63.225

					
	electric lock 12 AC with memory	electric lock 12 AC	faceplate for electric lock	faceplate for electric lock	55x65
N°	63.329	63.330	63.330.01	63.330.02	63.331

lock inserts ■ wkładki ■ Schlosskästen ■ вкладыши ■ zámkové vložky



	N°
30x30	63.300.01
35x35	63.300.07
40x40	63.300.12



FC

□	N°
27x27	63.301.01
30x30	63.301.05
35x35	63.301.11
40x40	63.301.19



FC, nickel

□	N°
27x27	63.301.02
30x30	63.301.06
35x35	63.301.12
40x40	63.301.20



Welding wire

Drut spawalniczy

Welding wire SG2 and SG3, sizes: 0,8 mm, 1,0 mm, and 1,2 mm diameter.
Available on 5 kg and 15 kg spools.

Drut spawalniczy SG2 i SG3 o średnicach 0,8 mm, 1,0 mm oraz 1,2 mm.
Dostępny na szpulach 5 kg i 15 kg.



SP.001.08	0,8 mm	15 kg	
SP.001.08P	0,8 mm	15 kg	szpula plastikowa / plastic spool
SP.002.10	1,0 mm	15 kg	
SP.002.10P	1,0 mm	15 kg	szpula plastikowa / plastic spool
SP.003.12	1,2 mm	15 kg	
SP.004.08	0,8 mm	5 kg	
SP.005.10	1,0 mm	5 kg	
SP.006.12	1,2 mm	5 kg	
SP.010.12	SG3 1,2 mm	15 kg	